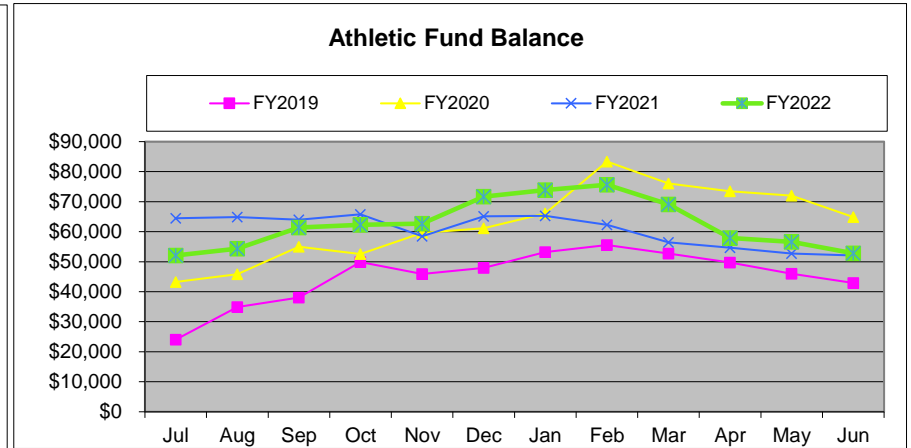
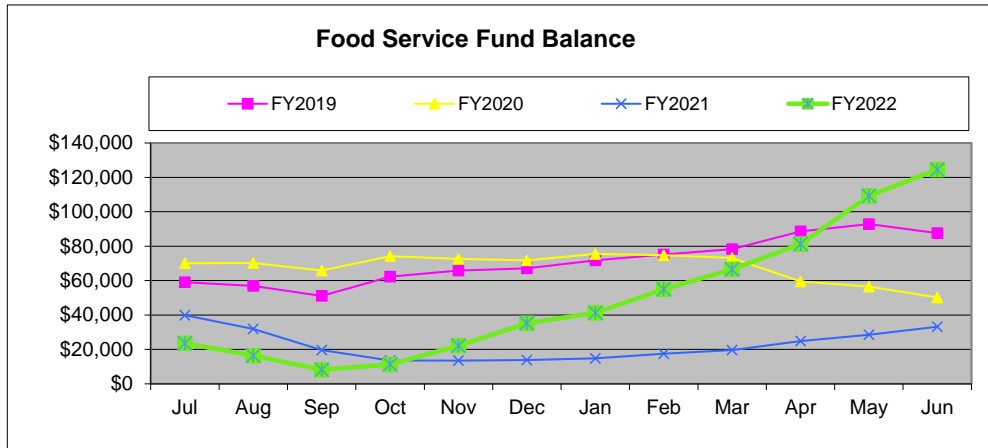


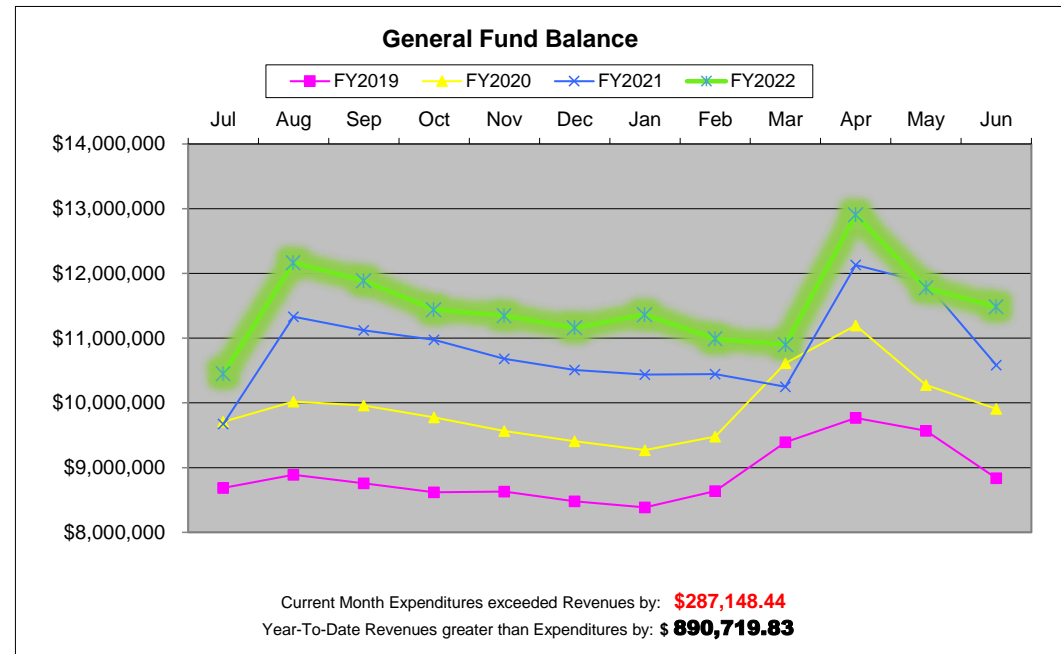
Lucas Local Schools

Monthly Finance Report

For the period ending: JUNE 2022



PERMANENT IMPROVEMENT FUND (003):	\$ 1,018,602.64
CAPITAL PROJECTS FUND (070):	\$2,111,790.40
Expenditures Current Month:	
MAKEEVER & ASSOC - TRACK PROJECT SURVEY	\$ 4,000.00
Total	\$ 4,000.00
 Open Purchase Orders:	
HAMMETT ASPHALT PAVING INC (FUND 003) PO#5220606	\$ 124,970.00
Total	\$ 124,970.00
Amount Available for Projects:	\$ 3,005,423.04



General Fund Information:

Ending cash balance as of June 30, 2022:	\$11,487,034	Actual (updated 6/30/2022)
Forecasted Ending cash balance June 30, 2023:	\$11,092,838	updated 05/17/2022
Forecasted Ending cash balance June 30, 2024:	\$11,364,823	updated 05/17/2022
Forecasted Ending cash balance June 30, 2025:	\$ 11,454,338	updated 05/17/2022
Forecasted Ending cash balance June 30, 2026:	\$ 11,613,310	updated 05/17/2022

Gross Depository Balances:

Richland Bank General	\$149,861.83
Richland Bank Sweep	\$190,975.13
Richland Bank Payment	\$1,372.98
Richland Bank MM Savings	\$558,905.26
Star Ohio	\$10,283,779.56
Richland Bank Athletic	\$1,681.50

Total Depository Balances (Gross) \$11,186,576.26

Adjustments to Bank Balance:

Cash in Transit to Bank	\$0.00
Outstanding Checks	(\$103,733.84)
Adjustments:	
Athletic Checking	(\$1,681.50)

Total Adjustments to Bank Balance (\$105,415.34)

Investments:

Treasury Bonds and Notes	\$0.00
Certificate of Deposits	\$0.00
Other Securities	\$0.00
Other Investments:	
Richland Bank Investments (Cost Basis)	\$3,944,119.65

Total Investments \$3,944,119.65

Cash on Hand:

Petty Cash:	
BOARD OFFICE CHANGE FUND	\$50.00
Change Cash:	
Cash with Fiscal Agent	\$0.00

Total Cash on Hand \$50.00

Total Balances \$15,025,330.57

Total Fund Balance \$15,025,330.57

Depository Clearance Accounts:

Total Clearance Account Balances \$0.00

Treasurer

LUCAS LOCAL SCHOOL DISTRICT

Cash Summary Report

FUND/SCC	Description	Initial Cash	MTD Received	FYTD Received	MTD Expended	FYTD Expended	Fund Balance	Encumbrance	Unencumbered Balance
001-0000	GENERAL FUND	\$ 10,583,589.32	\$ 254,892.61	\$ 7,984,119.00	\$ 538,369.83	\$ 7,163,386.35	\$ 11,404,321.97	\$ 51,138.35	\$ 11,353,183.62
001-9003	ECONOMIC DISADVANTAGED	14,345.63	0.00	53,321.45	0.00	980.00	66,687.08	0.00	66,687.08
001-9300	CASINO REVENUES SET ASIDE	(1,620.63)	0.00	32,755.96	3,671.22	15,110.23	16,025.10	0.00	16,025.10
003-9096	PERMANENT IMPROVEMENT	1,024,456.64	0.00	0.00	4,000.00	5,854.00	1,018,602.64	146,960.00	871,642.64
006-0000	FOOD SERVICES FUND	33,203.62	30,198.06	320,192.04	15,023.76	228,893.37	124,502.29	0.00	124,502.29
007-9001	SPECIAL TRUST - ELEM FACULTY	794.05	0.81	27.27	0.00	167.00	654.32	0.00	654.32
007-9003	SPECIAL TRUST - M.S. & H.S. FACULTY	157.02	0.15	25.45	0.00	65.00	117.47	0.00	117.47
007-9004	Cathy Gilbert Memorial	1,884.22	2.34	6.32	0.00	0.00	1,890.54	0.00	1,890.54
007-9011	MICHAEL C. FANELLO MEMORIAL SCHOLARSHIP	20,386.41	24.12	65.39	0.00	1,000.00	19,451.80	0.00	19,451.80
008-9095	ENDOWMENT FUND	9,787.74	12.18	32.82	0.00	0.00	9,820.56	0.00	9,820.56
008-9096	Scholarship fund Shelby Cooper	0.00	0.00	2,000.00	0.00	2,000.00	0.00	0.00	0.00
008-9099	ENDOWMENT-CHRISTINE WYKA SCHOLARSHIP	22,385.52	40.29	10,105.38	0.00	0.00	32,490.90	0.00	32,490.90
008-9100	LSSF SCHOLARSHIP FUND	5,000.33	5,006.21	5,007.35	0.00	5,000.00	5,007.68	0.00	5,007.68
018-9001	PUBLIC SCHOOL SUPPORT FUND - ELEMENTARY	7,596.25	17.13	1,733.86	0.00	1,863.83	7,466.28	0.00	7,466.28
018-9002	PUBLIC SCHOOL SUPPORT FUND - MIDDLE SCHOOL	1,427.70	0.00	298.95	360.00	1,109.15	617.50	0.00	617.50
018-9003	PUBLIC SCHOOL SUPPORT FUND - HIGH SCHOOL	3,322.22	0.00	1,704.29	80.00	1,345.34	3,681.17	0.00	3,681.17
018-9004	SUPT/TREAS FLOWER/FUNDRSR	20.88	0.00	135.00	0.00	134.90	20.98	0.00	20.98
019-9105	PARK NATIONAL BANK TEACHER GRANT M. WARNER	250.00	0.00	0.00	0.00	0.00	250.00	0.00	250.00
019-9501	Academic Booster's Mini Grant	1,057.74	0.00	250.00	0.00	0.00	1,307.74	0.00	1,307.74
019-9700	LUCAS LOCAL SCHOOL SUSTAINING FUND	10,023.18	300.00	50,473.92	2,010.88	45,469.88	15,027.22	5,259.95	9,767.27
020-0000	FARM	2,248.16	0.00	0.00	0.00	0.00	2,248.16	0.00	2,248.16
070-9021	CAPITAL PROJECTS FUND	1,000,000.00	0.00	1,111,790.40	0.00	0.00	2,111,790.40	0.00	2,111,790.40
200-9001	DRAMA CLUB-ELEMENTARY	86.56	0.00	0.00	0.00	0.00	86.56	0.00	86.56
200-9002	DRAMA CLUB-MIDDLE SCHOOL	665.08	0.00	0.00	0.00	0.00	665.08	0.00	665.08
200-9015	CLASS OF 2015	1,070.40	0.00	0.00	0.00	0.00	1,070.40	0.00	1,070.40
200-9016	CLASS OF 2016	1,679.92	0.00	0.00	0.00	1,679.92	0.00	0.00	0.00
200-9017	CLASS OF 2017	887.97	0.00	0.00	0.00	0.00	887.97	0.00	887.97
200-9018	CLASS OF 2018	1,112.23	0.00	0.00	0.00	0.00	1,112.23	0.00	1,112.23
200-9019	CLASS OF 2019	869.73	0.00	0.00	0.00	0.00	869.73	0.00	869.73
200-9020	CLASS OF 2020	0.00	0.00	0.00	0.00	0.00	0.00	0.00	0.00
200-9021	CLASS OF 2021	3,194.22	0.00	20.00	0.00	2,863.00	351.22	0.00	351.22
200-9022	CLASS OF 2022	1,073.84	0.00	3,137.81	411.00	2,956.00	1,255.65	0.00	1,255.65
200-9023	CLASS OF 2023	2,405.00	0.00	4,565.50	0.00	4,994.46	1,976.04	0.00	1,976.04
200-9024	CLASS OF 2024	620.00	0.00	740.00	0.00	0.00	1,360.00	0.00	1,360.00
200-9025	CLASS OF 2025	0.00	0.00	520.00	0.00	0.00	520.00	0.00	520.00

LUCAS LOCAL SCHOOL DISTRICT

Cash Summary Report

FUND/SCC	Description	Initial Cash	MTD Received	FYTD Received	MTD Expended	FYTD Expended	Fund Balance	Encumbrance	Unencumbered Balance
200-9026	CLASS OF 2025	\$ 0.00	\$ 0.00	\$ 0.00	\$ 0.00	\$ 0.00	\$ 0.00	\$ 0.00	\$ 0.00
200-9125	FRENCH CLUB	1,151.71	0.00	0.00	0.00	0.00	1,151.71	0.00	1,151.71
200-9128	SPANISH CLUB	713.25	0.00	0.00	0.00	0.00	713.25	0.00	713.25
200-9144	DESTINATION IMAGINATION	64.16	0.00	0.00	0.00	0.00	64.16	0.00	64.16
200-9330	F F A	10,430.03	0.00	7,309.21	0.00	5,293.90	12,445.34	0.00	12,445.34
200-9440	MUSIC ACTIVITIES	9,757.64	0.00	1,768.10	0.00	539.72	10,986.02	0.00	10,986.02
200-9470	CHOIR	300.00	0.00	280.54	0.00	0.00	580.54	0.00	580.54
200-9611	ELEM STUDENT COUNCIL	2,027.61	0.00	1,356.03	62.00	1,043.05	2,340.59	0.00	2,340.59
200-9612	MIDDLE SCHOOL STUDENT COUNCIL	2,401.08	0.00	209.00	0.00	40.00	2,570.08	0.00	2,570.08
200-9613	HS STUDENT COUNCIL	3,339.76	0.00	1,423.00	150.00	1,048.12	3,714.64	0.00	3,714.64
200-9680	YEARBOOK	9,154.14	55.00	2,938.00	0.00	800.25	11,291.89	0.00	11,291.89
200-9690	NEWSPAPER	621.59	0.00	0.00	0.00	0.00	621.59	0.00	621.59
200-9710	LUCAS ACADEMIC HONOR SOCIETY	374.16	0.00	665.84	0.00	1,040.00	0.00	0.00	0.00
200-9810	LUCAS SCHOOLS PEP CLUB	632.60	0.00	0.00	0.00	0.00	632.60	0.00	632.60
300-9001	ELEM/MS LIBRARY	5,920.34	(19.19)	9,632.28	2,566.60	6,076.31	9,476.31	0.00	9,476.31
300-9003	HS LIBRARY	934.32	0.00	49.46	0.00	0.00	983.78	0.00	983.78
300-9500	ATHLETIC	52,069.22	0.00	68,045.48	3,791.52	67,290.11	52,824.59	0.00	52,824.59
300-9510	ATHLETICS - HS FOOTBALL	4,075.50	0.00	18,326.40	3,987.45	6,570.75	15,831.15	1,314.98	14,516.17
300-9511	ATHLETICS - MS FOOTBALL	87.67	0.00	0.00	0.00	0.00	87.67	0.00	87.67
300-9520	ATHLETICS - BOYS HS BASKETBALL	938.99	890.00	1,135.00	0.00	1,028.00	1,045.99	0.00	1,045.99
300-9521	ATHLETICS - BOYS MS BASKETBALL	98.61	0.00	0.00	0.00	0.00	98.61	0.00	98.61
300-9525	ATHLETICS - GIRLS HS BASKETBALL	581.80	0.00	850.00	451.12	995.12	436.68	0.00	436.68
300-9526	ATHLETICS - GIRLS MS BASKETBALL	52.44	0.00	0.00	0.00	0.00	52.44	0.00	52.44
300-9528	ATHLETICS - WRESTLING	3,900.11	0.00	0.00	0.00	0.00	3,900.11	0.00	3,900.11
300-9530	ATHLETICS - BASEBALL	819.63	0.00	5,065.00	0.00	3,638.00	2,246.63	0.00	2,246.63
300-9540	ATHLETICS - SOFTBALL	2,884.27	50.00	1,206.00	0.00	1,854.80	2,235.47	0.00	2,235.47
300-9550	ATHLETICS - HS VOLLEYBALL	1,776.97	0.00	1,966.00	460.82	2,574.00	1,168.97	0.00	1,168.97
300-9551	ATHLETICS - MS VOLLEYBALL	0.00	0.00	0.00	0.00	0.00	0.00	0.00	0.00
300-9553	ATHLETICS - HS CHEERLEADING	0.00	0.00	6,021.82	(310.00)	2,648.54	3,373.28	0.00	3,373.28
300-9554	ATHLETICS - MS CHEERLEADING	107.80	0.00	0.00	0.00	0.00	107.80	0.00	107.80
300-9560	ATHLETICS - HS CROSS COUNTRY	743.34	0.00	142.00	0.00	141.00	744.34	0.00	744.34
300-9561	ATHLETICS - MS CROSS COUNTRY	220.11	0.00	0.00	0.00	0.00	220.11	0.00	220.11
300-9570	ATHLETICS - HS TRACK & FIELD	2,262.99	0.00	165.00	0.00	203.13	2,224.86	0.00	2,224.86
300-9571	ATHLETICS - MS TRACK & FIELD	0.00	0.00	0.00	0.00	0.00	0.00	0.00	0.00

LUCAS LOCAL SCHOOL DISTRICT

Cash Summary Report

FUND/SCC	Description	Initial Cash	MTD Received	FYTD Received	MTD Expended	FYTD Expended	Fund Balance	Encumbrance	Unencumbered Balance
451-9021	eTech Ohio Connectivity Subsidy	\$ 0.00	\$ 0.00	\$ 0.00	\$ 0.00	\$ 0.00	\$ 0.00	\$ 0.00	\$ 0.00
451-9022	eTech Ohio Connectivity Subsidy	0.00	0.00	5,400.00	5,400.00	5,400.00	0.00	0.00	0.00
467-9020	Student Wellness and Success Fund FY20	10,554.63	0.00	0.00	10,554.63	10,554.63	0.00	0.00	0.00
467-9021	Student Wellness and Success Fund FY21	97,890.75	0.00	0.00	(10,554.63)	68,868.06	29,022.69	0.00	29,022.69
467-9022	Student Wellness and Success Fund FY21	0.00	0.00	0.00	0.00	0.00	0.00	0.00	0.00
499-9020	SCHOOL SAFETY GRANT	0.00	0.00	0.00	0.00	0.00	0.00	0.00	0.00
499-9021	SCHOOL SAFETY GRANT	2,055.39	0.00	0.00	0.00	2,055.39	0.00	0.00	0.00
499-9121	School Bus Purchase Program	0.00	0.00	0.00	0.00	0.00	0.00	0.00	0.00
507-9021	ESSER (Elem & Sec School Emergency Relief)	0.00	0.00	0.00	0.00	0.00	0.00	0.00	0.00
507-9022	ESSER II	0.00	6,390.65	217,679.72	75.00	217,679.72	0.00	0.00	0.00
507-9023	ESSER II	0.00	0.00	0.00	0.00	0.00	0.00	0.00	0.00
507-9122	ARP ESSER	0.00	10,711.68	54,225.80	5,782.37	54,225.80	0.00	0.00	0.00
507-9123	ARP ESSER	0.00	0.00	0.00	0.00	0.00	0.00	0.00	0.00
508-9021	GEER (Governor's Emergency Education Relief)	0.00	0.00	0.00	0.00	0.00	0.00	0.00	0.00
510-9021	CRF (Coronavirus Relief Fund)	0.00	0.00	0.00	0.00	0.00	0.00	0.00	0.00
510-9121	BroadBand Ohio Connectivity Grant	0.00	0.00	10,799.82	0.00	10,799.82	0.00	0.00	0.00
510-9221	CRF Rich Cty Commisioners	0.00	0.00	0.00	0.00	0.00	0.00	0.00	0.00
516-9020	IDEA FY-2020	0.00	0.00	0.00	0.00	0.00	0.00	0.00	0.00
516-9021	IDEA FY-2021	0.00	0.00	9,132.78	0.00	9,132.78	0.00	0.00	0.00
516-9022	IDEA FY-2021	0.00	3,051.56	102,865.16	(4,908.73)	102,865.16	0.00	0.00	0.00
516-9023	IDEA FY-2021	0.00	0.00	0.00	0.00	0.00	0.00	0.00	0.00
572-9021	TITLE I FY-2021	0.00	0.00	(1,067.15)	0.00	(1,067.15)	0.00	0.00	0.00
572-9022	TITLE I FY-2021	0.00	10,297.91	58,635.44	4,194.13	58,635.44	0.00	0.00	0.00
572-9023	TITLE I FY-2021	0.00	0.00	0.00	0.00	0.00	0.00	0.00	0.00
572-9122	TITLE I DISADVANTAGED CHILDREN	0.00	693.10	2,772.39	0.00	2,772.39	0.00	0.00	0.00
584-9022	TITLE IV, PART A STUDENT SUPPORT AND ACADEM ENRICH	0.00	1,035.31	10,035.31	0.00	10,035.31	0.00	0.00	0.00
584-9023	TITLE IV, PART A STUDENT SUPPORT AND ACADEM ENRICH	0.00	0.00	0.00	0.00	0.00	0.00	0.00	0.00
587-9021	ECSE FY-2021	0.00	0.00	4,538.69	0.00	4,538.69	0.00	0.00	0.00
587-9022	ECSE FY-2021	0.00	0.00	2,253.92	0.00	2,253.92	0.00	0.00	0.00
587-9023	ECSE FY-2021	0.00	0.00	0.00	0.00	0.00	0.00	0.00	0.00
590-9021	TITLE II-A FY-2021	0.00	0.00	0.00	0.00	0.00	0.00	0.00	0.00
590-9022	TITLE II-A FY-2021	0.00	118.79	16,856.19	0.00	16,856.19	0.00	0.00	0.00
590-9023	TITLE II-A FY-2021	0.00	0.00	0.00	0.00	0.00	0.00	0.00	0.00
599-9021	TITLE IV-A Student Sprt & Acad Enrichment	0.00	0.00	0.00	0.00	0.00	0.00	0.00	0.00

LUCAS LOCAL SCHOOL DISTRICT Cash Summary Report

FUND/SCC	Description	Initial Cash	MTD Received	FYTD Received	MTD Expended	FYTD Expended	Fund Balance	Encumbrance	Unencumbered Balance
599-9022	TITLE IV-A Student Sprt & Acad Enrichment	\$ 0.00	\$ 0.00	\$ 0.00	\$ 0.00	\$ 0.00	\$ 0.00	\$ 0.00	\$ 0.00
599-9023	TITLE IV-A Student Sprt & Acad Enrichment	0.00	0.00	0.00	0.00	0.00	0.00	0.00	0.00
599-9917	REAP 7/1/2021-09/30/2022	0.00	0.00	0.00	0.00	0.00	0.00	0.00	0.00
599-9920	EPA Clean Diesel Rebate Program CFDA 66.039	0.00	20,000.00	20,000.00	20,000.00	20,000.00	0.00	0.00	0.00
599-9922	REAP 7/1/2020-09/30/2021	0.00	5,206.00	38,693.50	5,206.00	38,693.50	0.00	0.00	0.00
Grand Total		\$ 12,982,923.56	\$ 348,974.71	\$ 10,264,403.89	\$ 610,834.97	\$ 8,221,996.88	\$ 15,025,330.57	\$ 204,673.28	\$ 14,820,657.29

Lucas Local School District Investment Report

Invest #	Issue Date	Maturity Date	Description	Interest Rate	Invested Amount
1087	8/16/2014	8/23/2022	Sallie Mae Bank/SAL 795450D36	2.335%	\$ 250,000.00
1091	9/1/2017	9/1/2022	Discover Bank CD 254673BE5	2.300%	\$ 250,000.00
2112	9/15/2021	9/15/2022	BankUnited Natl Assn Miami 066519RG6	0.100%	\$ 248,000.00
1208	9/20/2019	9/20/2022	BMW Bank North America 05580ASH8	1.850%	\$ 235,000.00
1093	10/13/2017	10/13/2022	Synchrony Bank CD 87165ENW3	2.350%	\$ 50,000.00
1094	12/5/2017	12/5/2022	American Express Centurion CD 02587D2Q0	2.500%	\$ 200,000.00
1095	12/15/2017	12/15/2022	First NE Bank Nebraska CD 33583FAC6	2.250%	\$ 200,000.00
1096	1/10/2018	1/10/2023	Wells Fargo CD 979763MM5	2.600%	\$ 50,000.00
2101	8/11/2021	2/17/2023	Goldman Sachs Bk USA	0.200%	\$ 150,000.00
2102	8/11/2021	2/27/2023	UBS Bk USA Salt Lake City UT	0.200%	\$ 150,000.00
1097	2/28/2018	2/28/2023	Ohio Valley Bank CD 677721CS9	2.600%	\$ 25,000.00
1098	3/6/2018	3/6/2023	State Bank of India ny 856285JS1	3.000%	\$ 225,000.00
2110	9/9/2021	9/8/2023	Industrial & Colm Bk China 45581ECQ2	0.250%	\$ 200,000.00
2113	9/15/2021	9/15/2023	Vertex Cmnty Bk NA Dallas 923450cp3	0.200%	\$ 200,000.00
2112	10/1/2021	10/10/2023	Synchrony Bank CD 87165he63	0.400%	\$ 198,000.00
2204	4/4/2022	10/19/2023	JPMORGAN CHASE	2.000%	\$ 235,000.00
2114	11/18/2021	11/24/2023	Capital One Natl Assn Va	0.500%	\$ 200,000.00
2111	9/15/2021	12/15/2023	Bank Ozk 06417nb69	0.180%	\$ 200,000.00
2205	5/9/2022	11/12/2024	UBS Bk USA Salt Lake City UT	3.000%	\$ 200,000.00
2206	5/31/2022	12/2/2024	ALLY BK MIDVALE UTAH	3.000%	\$ 200,000.00
Total Investments at Maturity:					\$ 3,666,000.00
		3/23/2023	U.S. Treasury T-Bills		\$ 247,277.59
			Money Market - Northern Instl Govt Select	1.100%	\$ 30,842.06
GRAND TOTAL:					\$ 3,944,119.65

Start Date: 06/01/2022

End Date: 06/30/2022

LUCAS LOCAL SCHOOL DISTRICT MONTHLY CHECK REGISTER

Check Number	Type	Date	Name	Vendor #	Status	Reconcile Date	Void Date	Amount
0	PAYROLL	6/10/2022	LUCAS LOCAL SCHOOL DISTRICT		RECONCILED	6/10/2022		\$ 153,245.41
0	PAYROLL	6/24/2022	LUCAS LOCAL SCHOOL DISTRICT		RECONCILED	6/24/2022		144,323.91
0	ACCOUNTS_PAYABLE	6/29/2022	CENTURYLINK	131227	RECONCILED	6/30/2022		57.37
0	ACCOUNTS_PAYABLE	6/30/2022	CENTURYLINK	131227	RECONCILED	6/30/2022		57.37
0	ACCOUNTS_PAYABLE	6/29/2022	DIRECT ENERGY BUSINESS	931258	OUTSTANDING			372.98
0	ACCOUNTS_PAYABLE	6/30/2022	DIRECT ENERGY BUSINESS	931258	RECONCILED	6/30/2022		1,291.42
0	ACCOUNTS_PAYABLE	6/2/2022	FIRELANDS ELECTRIC COOP	988500	RECONCILED	6/14/2022		346.28
0	ACCOUNTS_PAYABLE	6/29/2022	FIRELANDS ELECTRIC COOP	988500	OUTSTANDING			295.33
0	ACCOUNTS_PAYABLE	6/2/2022	HERITAGE COOPERATIVE	396983	RECONCILED	6/7/2022		19,106.85
0	ACCOUNTS_PAYABLE	6/10/2022	LOWE'S CREDIT SERVICES	165615	RECONCILED	6/13/2022		678.32
0	ACCOUNTS_PAYABLE	6/17/2022	NAPA AUTO PARTS	397311	RECONCILED	6/24/2022		335.76
0	ACCOUNTS_PAYABLE	6/23/2022	NAPA AUTO PARTS	397311	RECONCILED	6/24/2022		(2.01)
0	ACCOUNTS_PAYABLE	6/21/2022	OHIO.NET INTERNET PROVIDERS	931559	RECONCILED	6/21/2022		176.58
0	ACCOUNTS_PAYABLE	6/10/2022	PARK NATIONAL BANK	900300	RECONCILED	6/10/2022		2,219.72
0	ACCOUNTS_PAYABLE	6/30/2022	PARK NATIONAL BANK	900300	RECONCILED	6/30/2022		2,090.37
0	ACCOUNTS_PAYABLE	6/24/2022	PARK NATIONAL BANK	396272	RECONCILED	6/24/2022		147.25
0	ACCOUNTS_PAYABLE	6/24/2022	SCHOOL EMPLOYEES RETIREMENT	902003	RECONCILED	6/24/2022		15,414.01
0	ACCOUNTS_PAYABLE	6/24/2022	SPECTRUM COMMUNICATIONS	902009	RECONCILED	6/27/2022		266.88
0	ACCOUNTS_PAYABLE	6/10/2022	STATE TEACHERS RETIREMENT SYST	902002	RECONCILED	6/10/2022		18,586.32
0	ACCOUNTS_PAYABLE	6/24/2022	STATE TEACHERS RETIREMENT SYST	902002	RECONCILED	6/24/2022		18,586.32
0	ACCOUNTS_PAYABLE	6/10/2022	US Bank One Card	131127	RECONCILED	6/14/2022		1,089.42
22496	ACCOUNTS_PAYABLE	6/2/2022	AWARDSMITH	12330	RECONCILED	6/13/2022		360.00
22497	ACCOUNTS_PAYABLE	6/2/2022	ADVANCE AUTO PARTS	45800	RECONCILED	6/13/2022		63.09
22498	ACCOUNTS_PAYABLE	6/2/2022	DEMCO	66440	RECONCILED	6/10/2022		278.53
22499	ACCOUNTS_PAYABLE	6/2/2022	EZE RENTAL CENTER LLC	83950	RECONCILED	6/14/2022		317.00
22500	ACCOUNTS_PAYABLE	6/2/2022	G & L SUPPLY CO	96450	VOID		6/2/2022	40.00
22501	ACCOUNTS_PAYABLE	6/2/2022	GORDON FOOD SERVICE	105225	RECONCILED	6/7/2022		4,576.73
22502	ACCOUNTS_PAYABLE	6/2/2022	GREAT MINDS PBC	105853	RECONCILED	6/8/2022		110.00
22503	ACCOUNTS_PAYABLE	6/2/2022	CINTAS CORPORATION #003	131183	RECONCILED	6/7/2022		88.14
22504	ACCOUNTS_PAYABLE	6/2/2022	TILTON, JACQUIE	131216	RECONCILED	6/10/2022		120.00
22505	ACCOUNTS_PAYABLE	6/2/2022	W.T. COX INFORMATION SERVICES	131327	RECONCILED	6/7/2022		356.28
22506	ACCOUNTS_PAYABLE	6/2/2022	GAME ONE	131372	RECONCILED	6/8/2022		1,425.00
22507	ACCOUNTS_PAYABLE	6/2/2022	AUDIOMETRIC SERVICES BY PETREH	131412	RECONCILED	6/8/2022		25.00
22508	ACCOUNTS_PAYABLE	6/2/2022	Allen County Educaitonal	131491	RECONCILED	6/7/2022		90.00
22509	ACCOUNTS_PAYABLE	6/2/2022	INTERSTATE BATTERY N.C.O	132195	RECONCILED	6/7/2022		345.94
22510	ACCOUNTS_PAYABLE	6/2/2022	ALFRED NICKLES BAKERY	204500	RECONCILED	6/8/2022		59.00
22511	ACCOUNTS_PAYABLE	6/2/2022	OKEY'S ALIGNMENT, INC	208295	RECONCILED	6/9/2022		380.12
22512	ACCOUNTS_PAYABLE	6/2/2022	ROUTE 39 DESIGNS	232265	RECONCILED	6/10/2022		785.70
22513	ACCOUNTS_PAYABLE	6/2/2022	SCHOLASTIC INC	235995	RECONCILED	6/7/2022		2,566.60

Start Date: 06/01/2022

End Date: 06/30/2022

LUCAS LOCAL SCHOOL DISTRICT

MONTHLY CHECK REGISTER

Check Number	Type	Date	Name	Vendor #	Status	Reconcile Date	Void Date	Amount
22514	ACCOUNTS_PAYABLE	6/2/2022	SMITHFOODS INC	252305	RECONCILED	6/8/2022		\$ 1,171.92
22515	ACCOUNTS_PAYABLE	6/2/2022	VILLAGE OF LUCAS	276380	RECONCILED	6/10/2022		10,321.54
22516	ACCOUNTS_PAYABLE	6/2/2022	KIMBALL MIDWEST	397105	RECONCILED	6/7/2022		236.80
22517	ACCOUNTS_PAYABLE	6/2/2022	VARITRONICS, LLC	397182	RECONCILED	6/7/2022		90.30
22518	ACCOUNTS_PAYABLE	6/2/2022	FORGET ME NOT FLOWER SHOP	397388	RECONCILED	6/7/2022		411.00
22519	ACCOUNTS_PAYABLE	6/10/2022	CARDINAL BUS SALES	396769	RECONCILED	6/14/2022		830.35
22520	ACCOUNTS_PAYABLE	6/10/2022	EASY GRAPHICS CORP	131445	RECONCILED	6/22/2022		742.29
22521	ACCOUNTS_PAYABLE	6/10/2022	EJ THERAPY INC	396559	RECONCILED	6/21/2022		5,920.75
22522	ACCOUNTS_PAYABLE	6/10/2022	FOSS, DEB	320460	OUTSTANDING			91.23
22523	ACCOUNTS_PAYABLE	6/10/2022	G & L SUPPLY CO	96450	RECONCILED	6/14/2022		514.95
22524	ACCOUNTS_PAYABLE	6/10/2022	GIONINIO'S PIZZA	397180	RECONCILED	6/29/2022		91.95
22525	ACCOUNTS_PAYABLE	6/10/2022	GRAINGER INC	105375	RECONCILED	6/15/2022		392.24
22526	ACCOUNTS_PAYABLE	6/10/2022	MAURER PHOTOGRAPHY	397375	RECONCILED	6/14/2022		1,575.00
22527	ACCOUNTS_PAYABLE	6/10/2022	OHIO HEALTH CONSORTIUM INC.	131307	RECONCILED	6/13/2022		68.00
22528	ACCOUNTS_PAYABLE	6/10/2022	OHIO PROGRAM SOLUTIONS LLC	207897	OUTSTANDING			893.27
22529	REFUND	6/10/2022	KRISTIE SPAYDE	255805	RECONCILED	6/21/2022		19.19
22530	ACCOUNTS_PAYABLE	6/10/2022	T A C	266500	RECONCILED	6/14/2022		1,022.92
22531	ACCOUNTS_PAYABLE	6/10/2022	TRUCK SALES & SERVICE, INC.	116090	RECONCILED	6/14/2022		854.72
22532	ACCOUNTS_PAYABLE	6/14/2022	PUBLICSCHOOLWORKS	131487	RECONCILED	6/27/2022		6,495.00
22533	ACCOUNTS_PAYABLE	6/17/2022	AVITA AHA TRAINING CENTER	131443	RECONCILED	6/30/2022		245.00
22534	ACCOUNTS_PAYABLE	6/17/2022	COLUMBIA GAS	55990	RECONCILED	6/28/2022		781.31
22535	ACCOUNTS_PAYABLE	6/17/2022	DELL MARKETING L.P.	66093	RECONCILED	6/21/2022		4,316.74
22536	ACCOUNTS_PAYABLE	6/17/2022	ELZY MILLING & TRADE LTD	232325	RECONCILED	6/22/2022		299.78
22537	ACCOUNTS_PAYABLE	6/17/2022	RANDY ENDSLEY	396541	RECONCILED	6/23/2022		538.55
22538	ACCOUNTS_PAYABLE	6/17/2022	ESC OF CENTRAL OHIO	397294	RECONCILED	6/22/2022		6,474.40
22539	ACCOUNTS_PAYABLE	6/17/2022	G & L SUPPLY CO	96450	RECONCILED	6/22/2022		170.31
22540	ACCOUNTS_PAYABLE	6/17/2022	GRAINGER INC	105375	RECONCILED	6/22/2022		61.66
22541	ACCOUNTS_PAYABLE	6/17/2022	GRIFFEY, CHAD OR TAMARA	131234	OUTSTANDING			1,615.65
22542	ACCOUNTS_PAYABLE	6/17/2022	MID OHIO TROPHY & AWARDS	189750	RECONCILED	6/27/2022		900.25
22543	ACCOUNTS_PAYABLE	6/17/2022	NCOCC	205075	RECONCILED	6/24/2022		1,367.96
22544	ACCOUNTS_PAYABLE	6/17/2022	MNCO	203925	RECONCILED	6/28/2022		77.45
22545	ACCOUNTS_PAYABLE	6/17/2022	PETERS, KALIAL & MARKAKIS	183088	RECONCILED	6/22/2022		288.00
22546	ACCOUNTS_PAYABLE	6/17/2022	SNAY, JERRY	131391	RECONCILED	6/22/2022		538.55
22547	ACCOUNTS_PAYABLE	6/17/2022	SPIRE ADVERTISING	256557	RECONCILED	6/22/2022		1,500.00
22548	ACCOUNTS_PAYABLE	6/17/2022	Treasurer of State	131124	RECONCILED	6/24/2022		90.00
22549	ACCOUNTS_PAYABLE	6/17/2022	EASY GRAPHICS CORP	131445	OUTSTANDING			5,206.00
22550	REFUND	6/17/2022	PIONEER CAREER &	212145	RECONCILED	6/24/2022		146.00
22551	ACCOUNTS_PAYABLE	6/24/2022	ABSOLUTE PEST CONTROL	131381	RECONCILED	6/29/2022		63.00
22552	ACCOUNTS_PAYABLE	6/24/2022	ADVANCE AUTO PARTS	45800	RECONCILED	6/29/2022		34.56

Start Date: 06/01/2022

End Date: 06/30/2022

LUCAS LOCAL SCHOOL DISTRICT MONTHLY CHECK REGISTER

Check Number	Type	Date	Name	Vendor #	Status	Reconcile Date	Void Date	Amount
22553	ACCOUNTS_PAYABLE	6/24/2022	CDW-G	396372	OUTSTANDING			\$ 2,232.30
22554	ACCOUNTS_PAYABLE	6/24/2022	LESA S DETER	317051	RECONCILED	6/28/2022		456.30
22555	ACCOUNTS_PAYABLE	6/24/2022	ESC OF CENTRAL OHIO	397294	OUTSTANDING			2,519.66
22556	ACCOUNTS_PAYABLE	6/24/2022	FOLLETT SCHOOL SOLUTIONS INC.	91875	RECONCILED	6/28/2022		531.27
22557	ACCOUNTS_PAYABLE	6/24/2022	GAME ONE	131372	RECONCILED	6/29/2022		503.00
22558	ACCOUNTS_PAYABLE	6/24/2022	GAME ONE	131372	OUTSTANDING			500.00
22559	ACCOUNTS_PAYABLE	6/24/2022	GAME ONE	131372	OUTSTANDING			2,735.00
22560	ACCOUNTS_PAYABLE	6/24/2022	HERMAN, BRADLEY	131456	OUTSTANDING			448.80
22561	ACCOUNTS_PAYABLE	6/24/2022	HYLANT ADMINISTRATIVE SERVICES	396719	OUTSTANDING			29,832.00
22562	ACCOUNTS_PAYABLE	6/24/2022	KIMBALL MIDWEST	397105	RECONCILED	6/28/2022		61.63
22563	ACCOUNTS_PAYABLE	6/24/2022	COMDOC, INC.	178795	RECONCILED	6/28/2022		154.28
22564	ACCOUNTS_PAYABLE	6/24/2022	MAKEEVER & ASSOC.	131661	OUTSTANDING			4,000.00
22565	ACCOUNTS_PAYABLE	6/24/2022	MAXIM HEALTHCARE SERVICES	131600	RECONCILED	6/27/2022		8,600.00
22566	ACCOUNTS_PAYABLE	6/24/2022	PIONEER CAREER &	212145	RECONCILED	6/28/2022		150.00
22567	ACCOUNTS_PAYABLE	6/24/2022	RIDDELL ALL AMERICAN	3725	OUTSTANDING			752.45
22568	ACCOUNTS_PAYABLE	6/24/2022	SMETZ'S TIRE CENTER	252175	OUTSTANDING			1,480.90
22569	ACCOUNTS_PAYABLE	6/24/2022	WAYNE'S COUNTRY MARKET	397102	OUTSTANDING			93.95
22570	ACCOUNTS_PAYABLE	6/27/2022	STALLARD, VICKI	131608	VOID		6/27/2022	899.22
22571	ACCOUNTS_PAYABLE	6/28/2022	ASHLAND COUNTY BOARD	8365	OUTSTANDING			38,351.36
22572	ACCOUNTS_PAYABLE	6/28/2022	CRESTVIEW H S	60200	OUTSTANDING			150.00
22573	ACCOUNTS_PAYABLE	6/28/2022	FOLLETT SCHOOL SOLUTIONS INC.	91875	OUTSTANDING			459.83
22574	ACCOUNTS_PAYABLE	6/28/2022	GALION COMMUNITY HOSPITAL	131443	OUTSTANDING			550.00
22575	ACCOUNTS_PAYABLE	6/29/2022	MONSIDO INC	195957	OUTSTANDING			2,307.00
22576	ACCOUNTS_PAYABLE	6/29/2022	G & L SUPPLY CO	96450	OUTSTANDING			253.82
22577	ACCOUNTS_PAYABLE	6/29/2022	VILLAGE OF LUCAS	276380	OUTSTANDING			7,932.11
22578	ACCOUNTS_PAYABLE	6/30/2022	COMDOC, INC.	178795	OUTSTANDING			600.20
22579	ACCOUNTS_PAYABLE	6/30/2022	MEDINA COUNTY ESC	185225	OUTSTANDING			60.00
Grand Total								\$ 553,746.66

LUCAS LOCAL SCHOOL DISTRICT
Monthly Summary of Revenues by Fund

Fund	Description	FYTD Receivable	FYTD Actual Receipts	MTD Actual Receipts	FYTD Balance Receivable	FYTD Percent Receivable
001	GENERAL	\$ 7,731,148.58	\$ 8,070,196.41	\$ 254,892.61	\$ (339,047.83)	104.39 %
003	PERMANENT IMPROVEMENT	0.00	0.00	0.00	0.00	0.00
006	FOOD SERVICE	200,573.00	320,192.04	30,198.06	(119,619.04)	159.64
007	SPECIAL TRUST	47.00	124.43	27.42	(77.43)	264.74
008	ENDOWMENT	12,038.66	17,145.55	5,058.68	(5,106.89)	142.42
018	PUBLIC SCHOOL SUPPORT	2,256.24	3,872.10	17.13	(1,615.86)	171.62
019	OTHER GRANT	50,423.92	50,723.92	300.00	(300.00)	100.59
020	SPECIAL ENTERPRISE FUND	0.00	0.00	0.00	0.00	0.00
070	CAPITAL PROJECTS	75,000.00	1,111,790.40	0.00	(1,036,790.40)	1482.39
200	STUDENT MANAGED ACTIVITY	17,775.00	24,933.03	55.00	(7,158.03)	140.27
300	DISTRICT MANAGED ACTIVITY	85,830.00	112,604.44	920.81	(26,774.44)	131.19
451	DATA COMMUNICATION FUND	5,400.00	5,400.00	0.00	0.00	100.00
467	Student Wellness and Success Fund	0.00	0.00	0.00	0.00	0.00
499	MISCELLANEOUS STATE GRANT FUND	0.00	0.00	0.00	0.00	0.00
507	ELEMENTARY AND SECONDARY SCHOOL EMERGENCY RELIEF FUND	271,905.52	271,905.52	17,102.33	0.00	100.00
508	GOVERNOR'S EMERGENCY EDUCATION RELIEF FUND	0.00	0.00	0.00	0.00	0.00
510	CORONA VIRUS RELIEF FUND	10,799.82	10,799.82	0.00	0.00	100.00
516	IDEA PART B GRANTS	111,997.94	111,997.94	3,051.56	0.00	100.00
572	TITLE I DISADVANTAGED CHILDREN	60,340.68	60,340.68	10,991.01	0.00	100.00
584	TITLE IV, PART A STUDENT SUPP AND ACADEMIC ENRICH	10,035.31	10,035.31	1,035.31	0.00	100.00
587	IDEA PRESCHOOL-HANDICAPPED	6,792.61	6,792.61	0.00	0.00	100.00
590	IMPROVING TEACHER QUALITY	16,856.19	16,856.19	118.79	0.00	100.00
599	MISCELLANEOUS FED. GRANT FUND	58,693.50	58,693.50	25,206.00	0.00	100.00
Grand Total		\$ 8,727,913.97	\$ 10,264,403.89	\$ 348,974.71	\$ (1,536,489.92)	

LUCAS LOCAL SCHOOL DISTRICT

Spending Plan Summary

ODE Line Number	Monthly Estimate	Monthly Actual	Monthly Difference	FYTEstimate	FYTDActual	FYTDDifference
01.010 General Property (Real Estate)	\$ 8.00	\$ 0.00	\$ (8.00)	\$ 1,773,900.00	\$ 1,851,085.85	\$ 77,185.85
01.020 Tangible Personal Property Tax	472.00	0.00	(472.00)	2,269,000.00	2,439,755.55	170,755.55
01.030 Income Tax	0.00	0.00	0.00	0.00	0.00	0.00
01.035 Unrestricted Grants-in-Aid	203,149.00	184,967.70	(18,181.30)	2,533,200.00	2,794,301.09	261,101.09
01.040 Restricted Grants-in-Aid	2,327.00	4,951.12	2,624.12	32,092.00	217,237.24	185,145.24
01.045 Restricted Federal Grants-in-Aid - SFSF	0.00	0.00	0.00	0.00	0.00	0.00
01.050 Property Tax Allocation	65,049.00	0.00	(65,049.00)	305,787.00	311,166.51	5,379.51
01.060 All Other Operating Revenue	131,294.00	13,484.19	(117,809.81)	810,200.00	357,928.88	(452,271.12)
01.070 Total Revenue	402,299.00	203,403.01	(198,895.99)	7,724,179.00	7,971,475.12	247,296.12
02.010 Proceeds from Sale of Notes	0.00	0.00	0.00	0.00	0.00	0.00
02.020 State Emergency Loans & Advancements (Approved)	0.00	0.00	0.00	0.00	0.00	0.00
02.040 Operating Transfers-In	0.00	0.00	0.00	0.00	0.00	0.00
02.050 Advances-In	0.00	20,000.00	20,000.00	0.00	37,742.69	37,742.69
02.060 All Other Financial Sources	0.00	31,489.60	31,489.60	0.00	60,978.60	60,978.60
02.070 Total Other Financing Sources	0.00	51,489.60	51,489.60	0.00	98,721.29	98,721.29
02.080 Total Revenues and Other Financing Sources	402,299.00	254,892.61	(147,406.39)	7,724,179.00	8,070,196.41	346,017.41
03.010 Personal Services	262,329.00	277,392.99	15,063.99	3,631,858.00	3,437,936.02	(193,921.98)
03.020 Employees' Retirement/Insurance Benefits	107,647.00	53,934.93	(53,712.07)	1,237,259.00	1,165,954.31	(71,304.69)
03.030 Purchased Services	221,411.00	161,118.15	(60,292.85)	1,798,627.00	919,768.88	(878,858.12)
03.040 Supplies and Materials	89,813.00	31,979.60	(57,833.40)	588,858.00	337,564.82	(251,293.18)
03.050 Capital Outlay	57,204.00	4,316.74	(52,887.26)	327,537.00	50,715.21	(276,821.79)
03.060 Intergovernmental	0.00	0.00	0.00	0.00	0.00	0.00
04.010 Debt Service: All Principal (Historical)	0.00	0.00	0.00	0.00	0.00	0.00
04.020 Debt Service: Principal-Notes	0.00	0.00	0.00	0.00	0.00	0.00
04.030 Debt Service: Principal - State Loans	20,407.00	0.00	(20,407.00)	142,672.00	0.00	(142,672.00)
04.040 Debt Service: Principal - State Advancements	0.00	0.00	0.00	0.00	0.00	0.00
04.050 Debt Service: Principal - HB 264 Loans	0.00	0.00	0.00	0.00	37,000.00	37,000.00
04.055 Debt Service: Principal - Other	0.00	0.00	0.00	0.00	0.00	0.00
04.060 Debt Service: Interest and Fiscal Charges	0.00	0.00	0.00	0.00	3,923.99	3,923.99
04.300 Other Objects	0.00	13,298.64	13,298.64	0.00	114,822.95	114,822.95
04.500 Total Expenditures	758,811.00	542,041.05	(216,769.95)	7,726,811.00	6,067,686.18	(1,659,124.82)
05.010 Operational Transfers - Out	0.00	0.00	0.00	0.00	1,111,790.40	1,111,790.40
05.020 Advances - Out	0.00	0.00	0.00	0.00	0.00	0.00
05.030 All Other Financing Uses	0.00	0.00	0.00	0.00	0.00	0.00
05.040 Total Other Financing Uses	0.00	0.00	0.00	0.00	1,111,790.40	1,111,790.40
05.050 Total Expenditure and Other Financing Uses	758,811.00	542,041.05	(216,769.95)	7,726,811.00	7,179,476.58	(547,334.42)
06.010 Excess Rev & Oth Financing Sources over(under) Exp & Oth F	(356,512.00)	(287,148.44)	69,363.56	(2,632.00)	890,719.83	893,351.83
07.010 Cash Balance-July1 -Excluding Proposed Renew/Replace & New	0.00	11,774,182.59	11,774,182.59	0.00	10,596,314.32	10,596,314.32
07.020 Cash Balance June 30	(356,512.00)	11,487,034.15	11,843,546.15	(2,632.00)	11,487,034.15	11,489,666.15
08.010 Estimated Encumbrances June 30	0.00	51,138.35	51,138.35	0.00	51,138.35	51,138.35